



Advantageous Geographical Location



The Republic of Karelia is located in the central part of the North-Western Federal District of the Russian Federation. The western border line of Karelia coincides with the state border of the Russian Federation on Finland and is 798 km long. In the North-West, the Republic borders on the White Sea.



Diversified Economic Structure

In terms of economy, there are enterprises carrying out various types of economic activity.



Strong System of Higher Education

There are 5 institutions of higher education in the Republic, including 3 branches.

High Natural Resources Potential

The main natural wealth is the forest. Over 49% of the territory of the republic is covered with forest. More than 50 types of minerals located in more than 400 deposits and ore occurrences were discovered in the depths of Karelia.



State Support of Investors

Tax incentives for investors; provision of land plots for the implementation of investment projects without bidding, preferential rent conditions; a special legal business regime for the residents of the Priority Social and Economic Development Area (PSEDA) and a wide range of grants



Vacant Industrial Sites for Manufacturing Facilities

The register of vacant industrial sites can be found at the Investment Portal of the Republic of Karelia (kareliainvest.ru)





Development of a favorable investment climate and creation of favorable conditions for doing business are considered to be one of the main tasks of the country's economy





Administrative Territorial Structure

The Republic of Karelia comprises **126** municipal formations, including **2** urban districts (**Petrozavodsk** and **Kostomuksha**), **16** municipal districts, **22** urban and **86** rural settlements.

The Republic of Karelia is located in the central part of the North-Western Federal District and is a part of the Northern Economic Region of the Russian Federation.

The capital of the Republic is **Petrozavodsk**. As of January 1, 2017, the population of the Republic of Karelia numbered **627,100** people. **296,400** people are economically active. The area of Karelia is 180.5 thousand sq. km.

TRANSPORT INFRASTRUCTURE

Airport "Petrozavodsk" (Besovets) services regular air flights on route Petrozavodsk – Moscow – Petrozavodsk. In 2017, the passenger traffic made 27.9 thousand passengers.

The White Sea – Baltic Sea Canal connecting the Baltic and the White Seas goes through the territory of the Republic.

Railroads. The total length of railways is 2.25 thousand kilometers.

Inland waterways. Regular transportation on the local suburban route Petrozavodsk – Sennaya Guba – **Kizhi** – Velikaya Guba – Petrozavodsk.

Motorways. The total length of public-access roads is **10.7 thou. km, including 8.6 thou. km of hard-surfaced roads.**

In the Karelian part of the Russian-Finnish border, there are:

- 3 international automobile border-crossing points;
- 2 railway border checkpoints;
- 2 simplified procedure automobile border-crossing points;
- 1 air border-crossing point (an airport).



FOREST RESERVES

The total area of the republic's forests is **14.9 mln. ha,**

including:


- forest reserve land – **14,471.1 thou. ha**
- defense and security lands – **72.2 thou. ha**
- lands of specially protected natural sites of federal significance (national parks and wildlife reserves) – **367.7 thou. ha**
- lands of inhabited localities – **0.8 thou. ha**

Covered with forest vegetation, the forest reserve lands occupy an area of **9.2 mln. ha.**

The forest-land percentage in the **Republic of Karelia** is 53.1%. The periodic yield is **11.5 mln. cu m,** including:

- clear felling silvicultural system – **8.1 mln. cu m**
- selective felling silvicultural system – **2.2 mln. cu m**
- cleaning felling – **1.2 mln. cu m**

In 2017, the timber industry investment volume amounted to **10.97 RUB bn.**





Mineral Resources

992 explored fields of crude ore and nonmetallic feed

31 types of solid commercial minerals

- **591** mln. t of peat
- **195** mln. cu m of sand and gravel
- **3.3** bn cu m of ragstone
- **355** mln. cu m of face stone
- **90** mln. cu m of mortar sand

Aganozerskoye chromite ore field

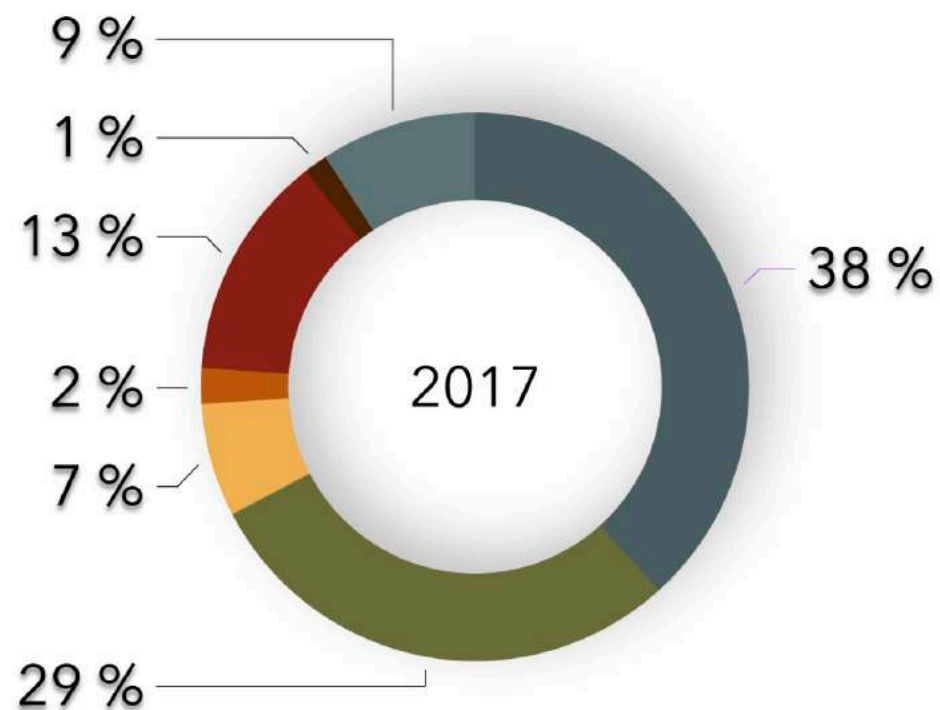
Explored reserves: **26.6** million tons.

Pudozhgorskoye titanium magnetite ore field
(commercial components: iron, titanium, vanadium, copper, gold, platinum group metals)

Explored reserves: **316** million tons.

Index of production by "Extraction of other commercial minerals" economic activity is **109.6%**.

INDUSTRIAL OUTPUT STRUCTURE BY ECONOMIC ACTIVITIES




- extraction of commercial minerals
- timber industry
- food production
- steelmaking industry
- power, gas and steam supply
- water supply
- others

VOLUME OF OWN-PRODUCED GOODS SHIPPED, WORKS AND SERVICES SELF-PERFORMED

January-December 2017

Type of economic activity	RUB mln.	in % to the same period last year
extraction of commercial minerals	71 303.2	137.6
manufacturing	86 261.1	99.7
power, gas and steam supply; air conditioning	24 884.1	104.8



POWER INDUSTRY

Electricity rates for small and medium-sized enterprises in the Republic of Karelia are 5.57 rubles per 1 kWh

The power system of the Republic of Karelia is a part of the united power system of the North-Western Region.

The specific weight of Karelia in the structure of electric power production in the North-Western Federal District is ~5%.

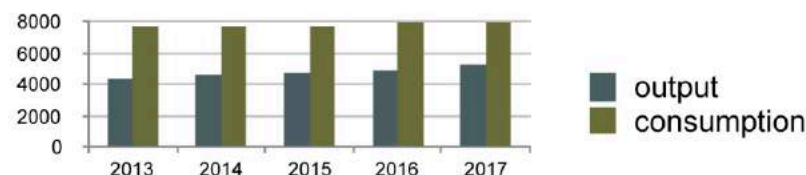


Generation of electric power amounted to
8.3 thou. kWh

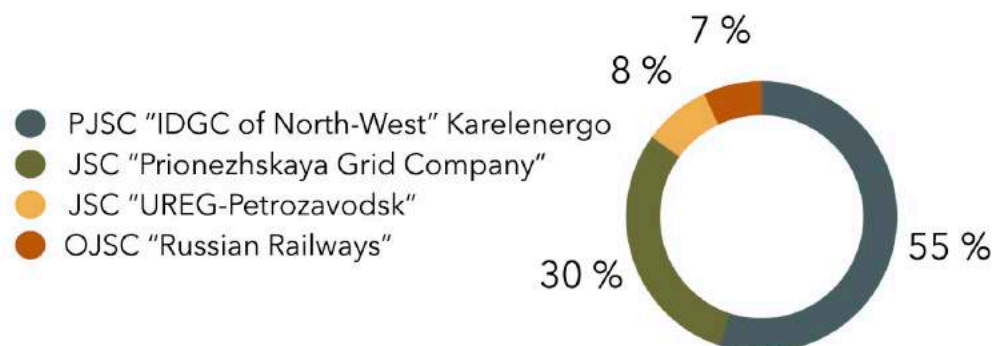
- Petrozavodskaya CHPP PJSC "TGC-1" - 8 HPPs
- LLC "Evrosibenergo - Thermal Power" - Ondskaya HPP
- OJS "Kondopoga" - TPP-1 and TPP-2
- JSC "Segezhsky PPM" - CHPP-1 and CHPP-2
- "Läskelä", "Rjumäkoski", "Kalliokoski" small-scale HPPs

The electric power sector of the Republic includes 135 transmission lines of 110-330 kV voltage class, 102 transforming plants and power stations switchgears with a total transformer capacity of 7,797.4 MVA.

Output and consumption indices movement of power energy in the Republic of Karelia (mln. kWh)



Shares of grid companies in the grid system structure



KEY ECONOMIC AND PRODUCTION PERFORMANCE OF THE REPUBLIC OF KARELIA

Industrial Production Index for 2017 is **102.4%**.

Gross regional product per capita at year-end 2016 amounted to RUB **371,452** (33rd place among RF territorial entities).

The accrued average monthly salary of one employee for a full range of organizations for 2017:

- in the Republic of Karelia - RUB **34,779** (24th place among RF territorial entities);
- in the country - RUB **39,144**

The growth rate of shipped goods of own production and self-performed works and services (in current prices) at year-end 2017 amounted to **155.8%** on 2016 results (the 4th place among RF territorial entities, 1st place among those of the North-Western Federal District).

Index of physical volume of capital investments at year-end 2017 amounted to **111.2%** (22nd place among RF territorial entities, 6th place among those of the North-Western Federal District).

The Republic of Karelia still plays a prominent part in a number of sectors of the Russia's economy. About **70% of all Russian trout** are reared, about **30% of iron-ore pellets**, **20% of paper**, **15% of wood pulp and cellulose from other fibrous materials** are produced in the Republic.

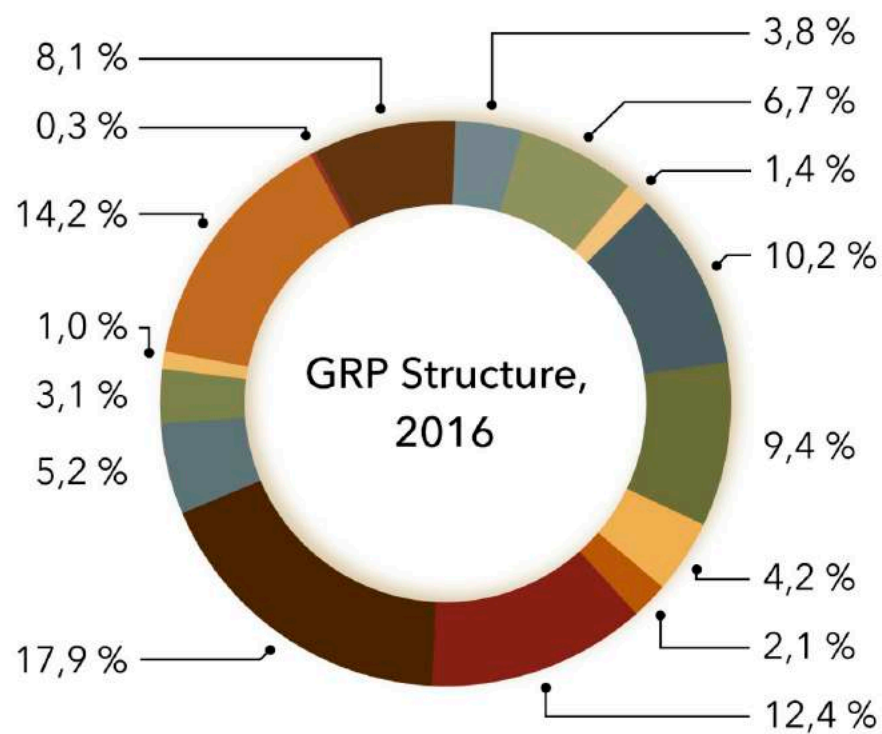
Industry

Volume of capital investments by economic activities at year-end 2017, RUB mln.

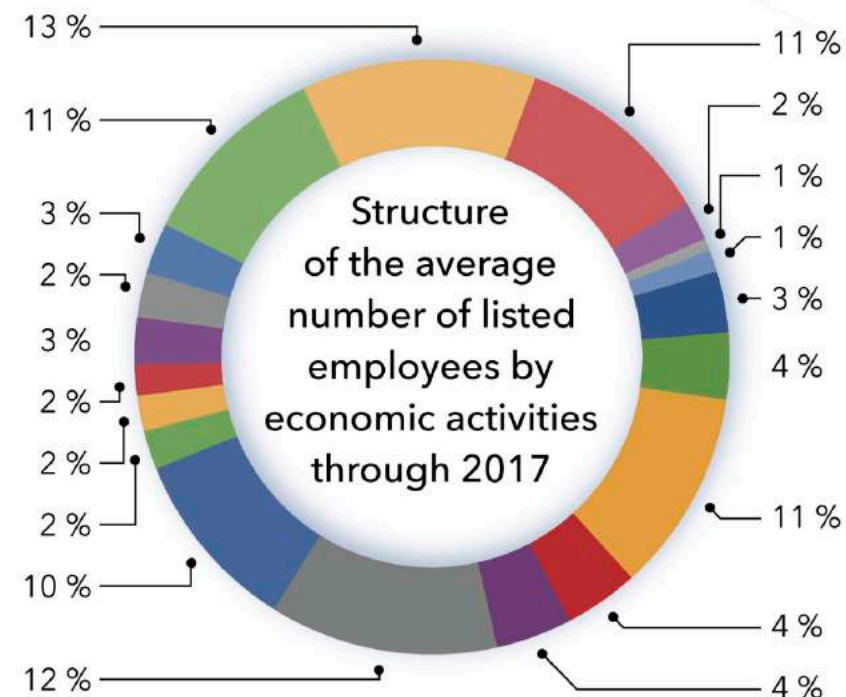
manufacturing	11 201.8
extraction of commercial minerals	5 063
transportation and storage	4 567.7
electric power, gas and steam supply; air conditioning	4 126
activity related to transactions with real estate	2 105.8
wholesale and retail trade; repair of motor vehicles and motorcycles	1 455.5
activity in the sphere of public health and social services	1 127.8
public administration and defense; social security	849.4
information and communication-related activity	818.8
agriculture, forest management, hunting, fishery and fish-breeding	616.1
construction	447.6
education	237.5
water supply; water discharge, waste collection and disposal, pollution control activities	171.6
activity in the sphere of culture and sport services, event management and entertainment	127.1
financial activities and insurance business	78.6
professional, scientific and technical activities	58.6
administrative activities and related additional services hospitality and public catering	26.6
business	15.5
provision of other services	6

ECONOMY

- wholesale and retail trade; repair of motor vehicles, household goods and personal appliances
- public administration and defense; social insurance
- agriculture, hunting and forest management
- fishery and fish-breeding
- extraction of commercial minerals
- manufacturing
- power, gas and water generation and distribution
- construction
- hotels and restaurants
- transport and communications
- financial activities
- transactions with real estate, lease and provision of services
- education
- health care and provision of social services
- provision of other municipal, social and personal services
- household activities



ECONOMY



- agriculture, forest management, hunting, fishery and fish-breeding
- extraction of commercial minerals manufacturing
- manufacturing activities
- electric power, gas and steam supply; air conditioning
- construction
- wholesale and retail trade; repair of motor vehicles and motorcycles
- transportation and storage
- hospitality and public catering business
- information and communication-related activity
- financial activities and insurance business
- activity related to transactions with real estate
- professional, scientific and technical activities
- administrative activities and related additional services
- public administration and defense; social security
- education
- activity in the sphere of public health and social services
- activity in the sphere of culture and sport services, event management and entertainment
- provision of other services
- water supply; water discharge, waste collection and disposal

FOREIGN ECONOMIC ACTIVITY

The foreign trade turnover of the Republic in 2017 amounted to **1.382 USD bn**

(increased by 49% as compared to 2016).

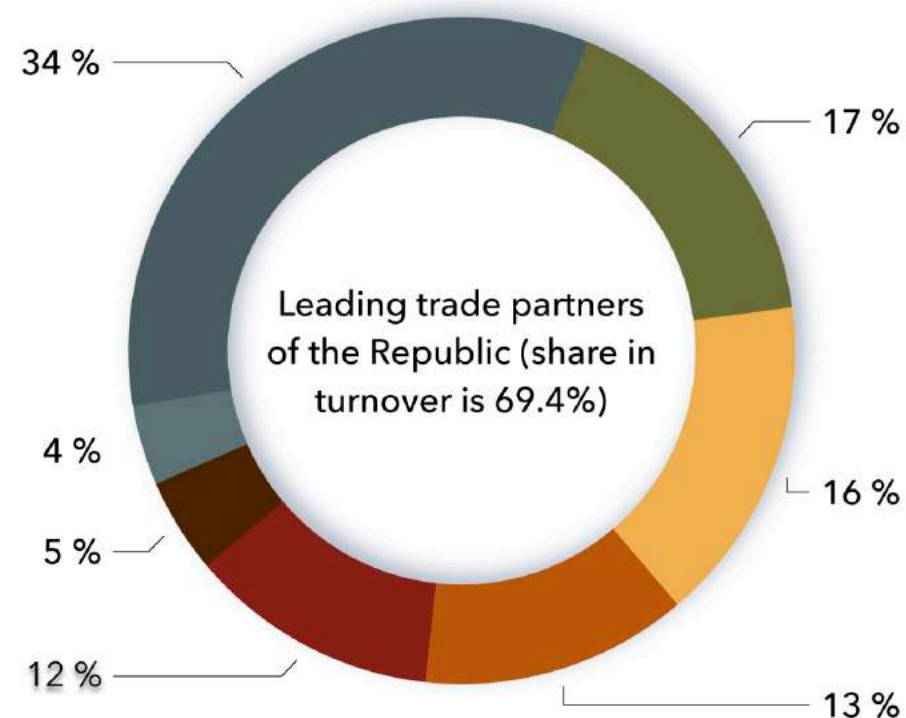
Export in 2017 amounted to **1.131 USD bn**

(increased by 53% as compared to 2016).


Import in 2017 amounted to **251 USD mln.**

(increased by 33% as compared to 2016).

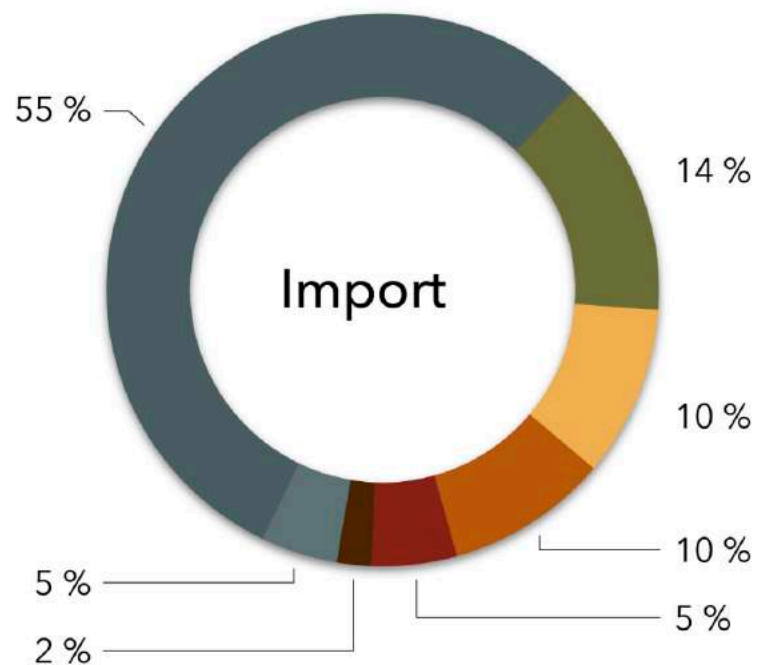
One official mission of a foreign state operates in Karelia – **the Petrozavodsk Branch of the Consulate General of Finland in St. Petersburg.**



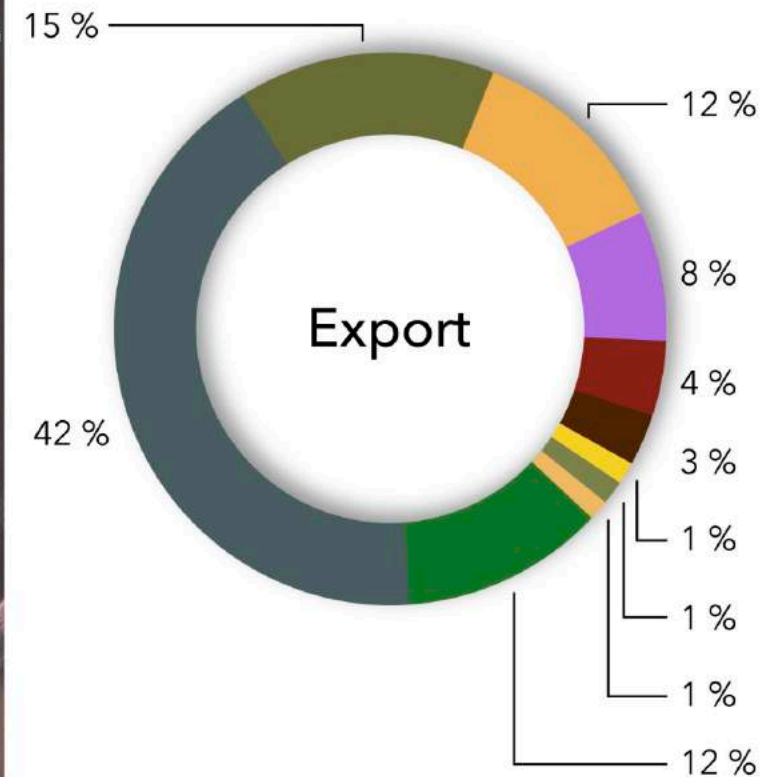
Finland	Germany	Turkey	The Netherlands
United Kingdom	China	France	



FOREIGN ECONOMIC ACTIVITY



- industrial and electric equipment, machines and vehicles
- minerals and chemicals
- soft commodities and agricultural raw materials
- timber, pulp-and-paper products
- metals and metal goods
- textile, textile goods and footwear
- others



- iron ore raw materials
- Kraft paper
- sawn timber
- soft commodities and agricultural raw materials
- market pulp
- rough timber
- metals and metal goods
- machinery, equipment, vehicles
- chemical industry products
- others

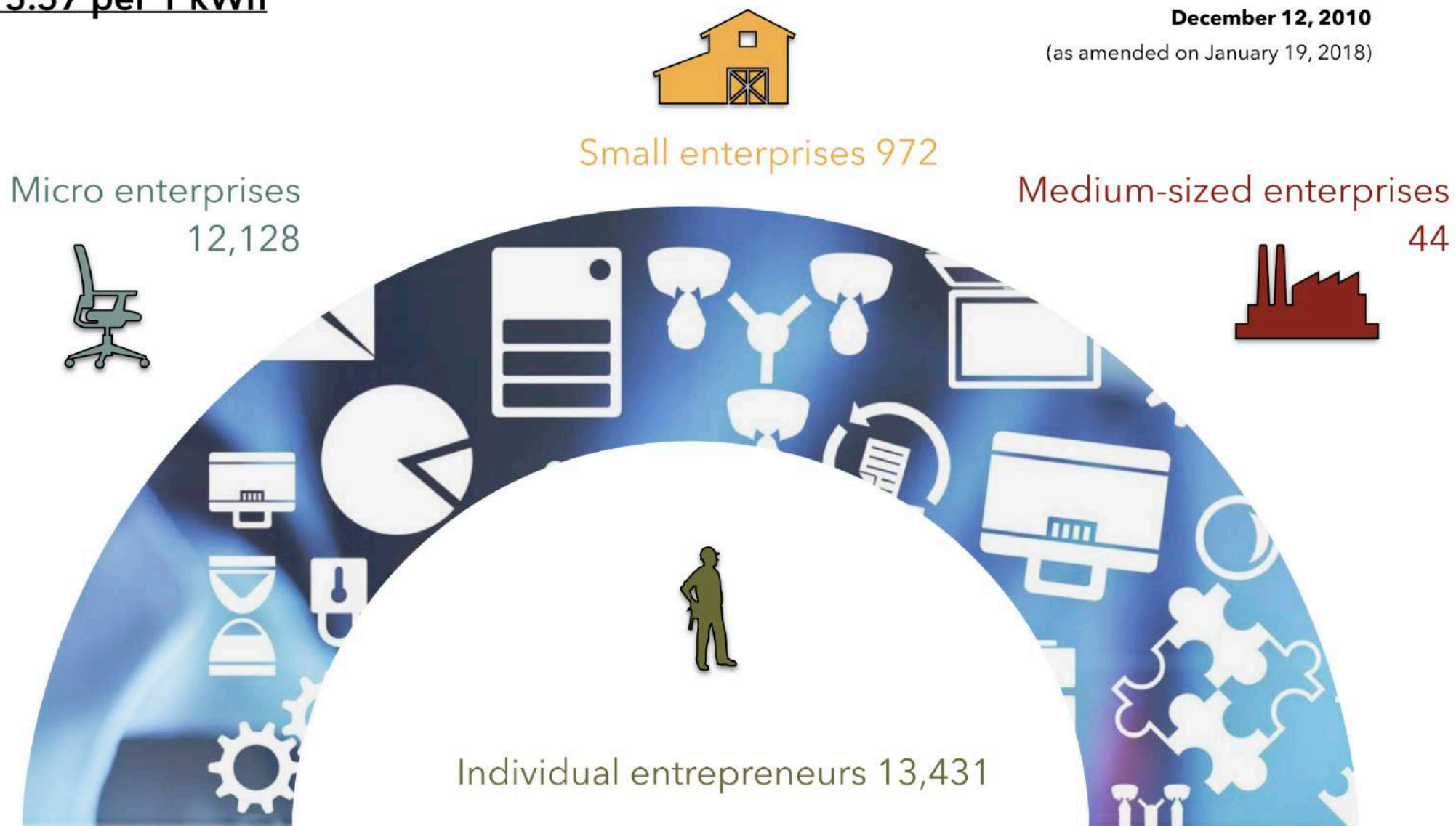


STRUCTURE OF SMALL AND MEDIUM ENTERPRISES BY ECONOMIC ACTIVITIES

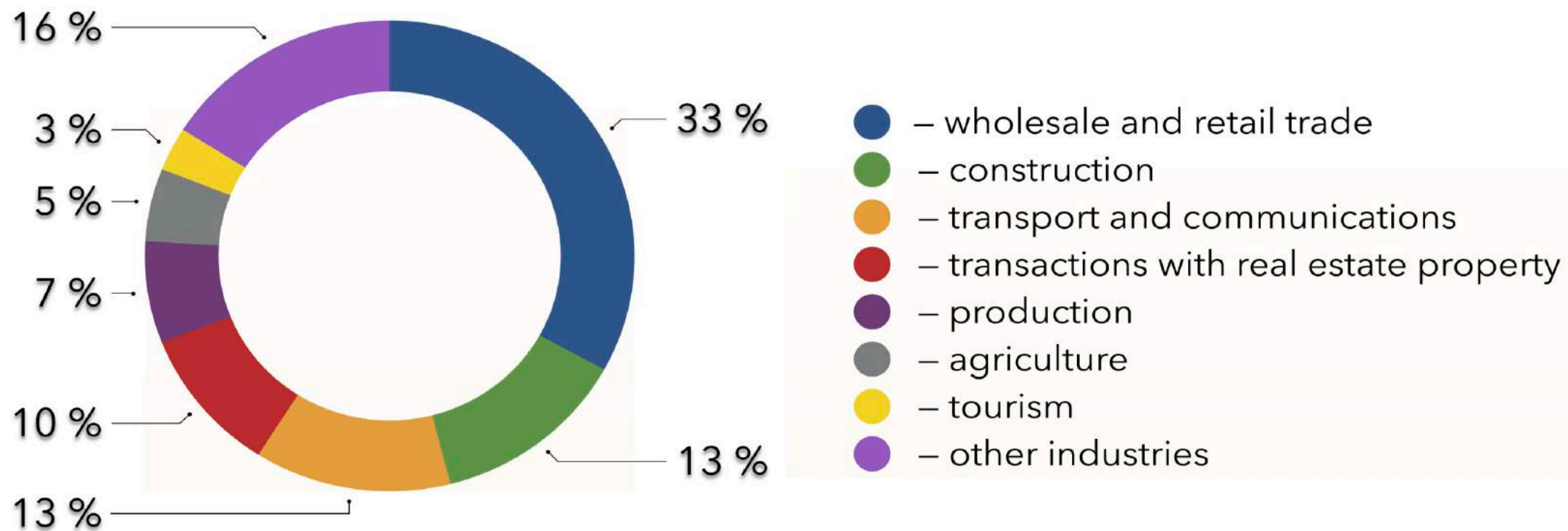
Electricity rates for small and medium-sized enterprises in Karelia

RUB 5.57 per 1 kWh

**Decree of the Government of the
Russian Federation No. 1172 dated
December 12, 2010**
(as amended on January 19, 2018)



SME STRUCTURE AS OF 2017, %



Grants to the budgets of municipalities for the implementation of municipal programs activities:

- provision of competitive grants for the establishment of one's own business;
- subsidized costs to purchase a mobile store to sell goods in remote and isolated inhabited localities of the Republic;
- subsidized costs to pay interest on loans borrowed with Russian banking institutions;
- subsidized costs to purchase equipment for the purpose of build-up and/or development and/or modernization of production of goods.

Subsidies

- subsidized electricity bills;
- subsidized costs for utility connection to the power grid infrastructure;
- subsidized costs of small and medium enterprises producing food products, engaged in craftsmanship, including national artistic trades;
- subsidized costs for voluntary certification of goods;
- subsidized costs for creating accommodation facilities, including guest rooms, guest houses for accommodation of tourists;
- subsidized costs associated with construction and/or renovation of motorway service facilities; subsidized costs to purchase special equipment for catering.



TOURISM

Availability of cultural and historical sites of global significance, national traditions, favorable environmental conditions, and favorable geopolitical location make tourism one of the most important areas of social and economic development of the Republic of Karelia.

- culture-related tourism;
- nature tourism and eco-tourism;
- sports tourism;
- rural tourism;
- hunting and fishing;
- treatment in health resorts.

The total number of visitors to the region in 2017 exceeded **2 million**


over 12,000
places of
comfortable
accommodation*

375
shared
places of
accommodation

69
tour operators

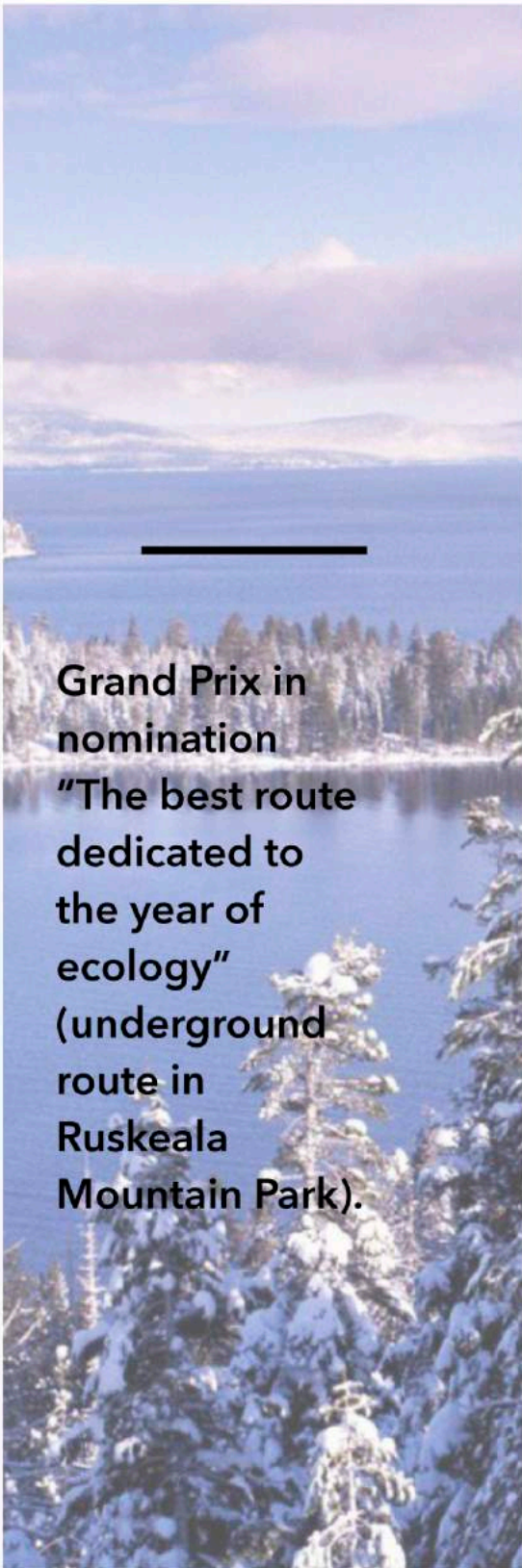
The "Information Tourist Center of the Republic of Karelia" is operating in the Republic, whose specialists provide consulting services in the Russian, English and Finnish languages.

*based on the statistics of the Department for Tourism of the Republic of Karelia.



TOURISM

Second place in nomination of the National Geographic Traveler Awards 2017 "Russian Adventure Holiday".




Grand Prix in nomination "The best route dedicated to the year of ecology" (underground route in Ruskeala Mountain Park).

All-Russia Tourist Award "Route of the Year 2017"

"Best Ethnographic Route" and "Best Sports Route"

"Red Route" Award Winner in nomination

"2017 best cultural route in the subset of Red Tourism".



BUDGET

The Republic of Karelia **credit rating** assigned by Fitch Ratings is affirmed at **B+** (stable outlook) and that by the Russian agency Expert RA – at **ruBB+** (stable outlook).

Performance of the consolidated budget of the Republic of Karelia for 2017 amounted to:

by profit – **41.1 RUB bn**;
by loss – **43.6 RUB bn**;
budget gap – **2.5 RUB bn**

1.5% growth of tax and non-tax revenues as compared to 2016.

4.7 RUB bn budget investments volume for funding project implementation in the economic and public sectors (11% of total expenditures).

2.0 RUB bn volume of expenditures for subsidizing the economic sectors (5% of total expenditures).

97.9% percentage of expenditures generated in the result oriented format.

Debt Policy

In 2001, the Republic of Karelia was one of the first territorial entities of the Russian Federation to have become an issuer of public bonds, and now it is **a leader in the North-Western Federal District by the number of issues (18 issues)**. The issue of 2017 with 2 billion rubles of volume and 6 years of circulation period was underwritten at the rate of 8% per annum. The demand of investors has 5.3 times outreached the supply.

The debt structure is diversified

by debt instruments, it contains only medium-term and long-term liabilities, which makes it manageable and allows minimizing interest costs. For more than 20 years, not a single delay in obligations to creditors and investors has occurred.

SCIENTIFIC AND INNOVATION CAPACITY AND TALENT POOL



Innovation Activity in the Sphere of Education

Innovation and Technology Park of the Petrozavodsk State University (PetrSU) was formed as a result of implementation of the Innovative Infrastructure Development Program for driving creation of high-tech products based on the scientific, educational, intellectual and technological potential of PetrSU.



Higher Professional Education

There are 5 institutions of higher education in the Republic of Karelia, including 3 branches.



Secondary Vocational Education

In the Republic, 28 educational organizations offer SVE programs, including 3 institutions of higher education and 8 branches (including 2 branches of higher educational institutions). There are 26 public and municipal educational institutions and 2 private educational institutions.



Science and Research

- Karelian Research Center of the Russian Academy of Sciences (KarRC RAS):
7 graduate institutes (178 scientists, including: 4 Corresponding Members, RAS, 47 Doctors of Science (Dr. habil.) and 127 Candidates of Science (research doctorate));
- 3 scientific and research institutes;
- 5 cooperative institutes for research.


SCIENTIFIC AND INNOVATION CAPACITY AND TALENT POOL

In the 2017-2018 academic year, **12,083 students** are being taught according to the programs of higher professional education in the following areas

Area	Number of students	Percentage
Social sciences	1 898.9	24 %
Engineering, technology and technical sciences	1 630.9	20 %
Education and pedagogical sciences	1 562.4	19 %
Health care and medicine	1 091.9	14 %
Mathematics and natural sciences	520	6 %
Humanities	486.8	6 %
Arts and culture	455.7	6 %
Agriculture and agricultural sciences	430.5	5 %

In the 2017-2018 academic year, **12,947 students** are being trained according to the programs of secondary vocational education in the following areas:

Area	Number of students	Percentage
Engineering, technology and technical sciences	6 278.8	60 %
Social sciences	1 786.25	17 %
Health care and medicine	829.75	8 %
Agriculture and agricultural sciences	684	6 %
Arts and culture	532	5 %
Education and pedagogical sciences	329.2	3 %
Humanities	107	1 %



INSTITUTIONAL ENVIRONMENT


The largest banking institutions are **PJSC Sberbank RF, PJSC VTB Bank, JSC Alfa-Bank, JSC Gazprombank.**

Types of services provided: banking services, deposits, lending, financing of leasing deals, investment banking.



The largest insurance companies are **PJSC Rosgosstrakh, IPSC Ingosstrakh, IJSC VSK, JSC SOGAZ.**

Types of services provided: property damage insurance, optional medical insurance, mandatory third party liability insurance coverage and full comprehensive insurance, life insurance, comprehensive corporate insurance.



COMMUNICATION AND INTERNET

88%

of people in 515 inhabited localities enjoy mobile communications

"112"

the single contact telephone number in case of emergencies

72


licensed communication companies in Karelia

81%

of people in the Republic have Internet access



The following organizations
operate in the Republic



Council on
Improvement of
Investment Climate and
Development of
Competition

JSC Corporation of
Development of
the Republic of Karelia

Fund for Assistance to Crediting of
Small and Medium Enterprises of
the Republic of Karelia (microcredit
company)

Project Office on
Implementation of Best
Practices Identified on
the Results of Annual
National Rating

Center for Coordination of
Support for Export-Oriented
Small and Medium
Enterprises of
the Republic of Karelia

Multifunctional Center for
Provision of State and Municipal
Services in the Republic of Karelia

Guarantee Fund of the
Republic of Karelia
(Surety Fund)

Business Support Center

Center of Cluster
Development of the
Republic of Karelia



INVESTMENT CLIMATE

"Nadvoitsy"

OKVED No.	Economic activity
08.92	Peat extraction and agglomeration
10	Food production
16	Wood processing and production of wood and cork products, excluding furniture, production of straw articles and plaiting materials.
17.2	Production of paper and cardboard products
21.20	Production of medicines and materials used for medical purposes
20	Production of chemical substances and chemical products
22	Production of rubbers and plastics
32	Production of other ready-made products
35	Electric power, gas and steam supply; air conditioning
62	Computer software development, consulting services connected therewith and other associated services
63	IT-related activity
72.19	Other scientific research and developments in the field of natural and technical sciences
93	Activity in the sphere of sport, recreation and entertainment
95	Repair of computers, personal appliances and household goods

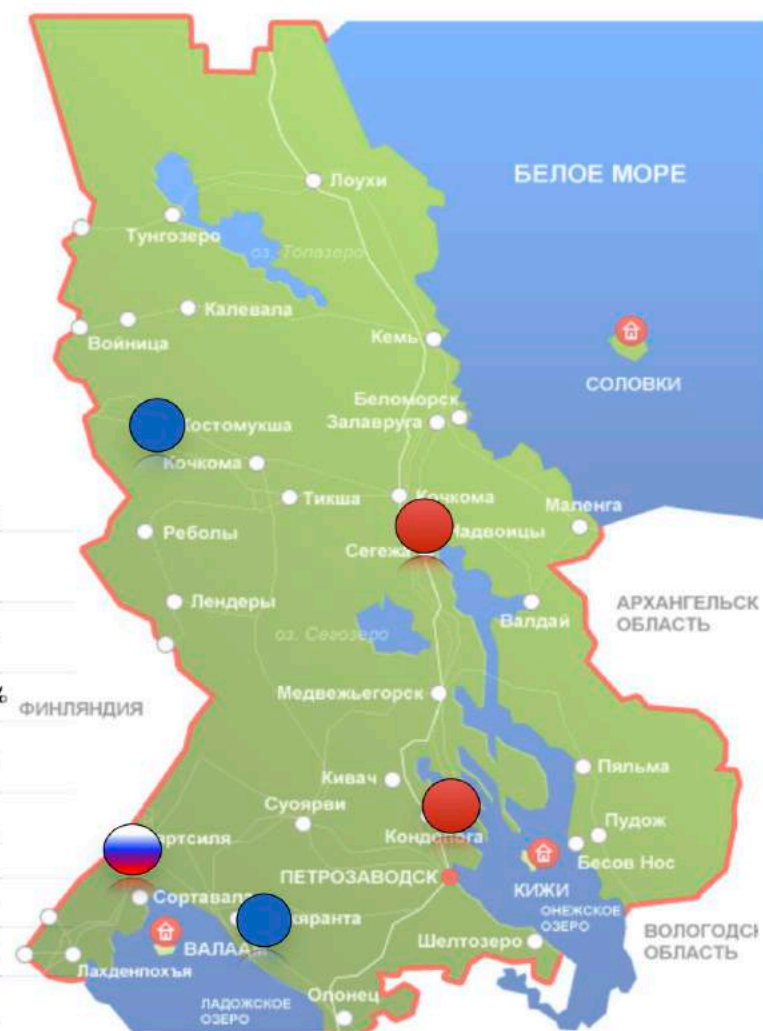
"Kondopoga"

OKVED No.	Economic activity
10	Food production
16	Wood processing and production of wood and cork products, excluding furniture, production of straw articles and plaiting materials.
23	Production of other non-metallic mineral goods
38.32.5	Processing of non-metallic recyclables
55	Activities related to provision of places for temporary accommodation
56	Activities related to provision of food products and beverages

Benefits for PSEDA residents


Tax	PSEDA	Non-PSEDA
Income tax, including:	5%	20%
Federal budget	0%	3%
Regional budget	5%	17%
Land tax (local budget)	0%	~1.5%
Corporate property tax (regional budget)	0%	2%
Insurance premiums to state non-budgetary funds, including:	8%	30%
Pension Fund	6%	22%
Social Insurance Fund	2%	3%
Compulsory Medical Insurance Fund	0%	5%

- Existing PSEDA (Nadvoitsy, Kondopoga)
- Proposed PSEDA (Kostomuksha, Pitkyaranta)
- Proposed Special Economic Zone (Vyartsilya)



INVESTMENT STATE SUPPORT

- provision of land plots to investors without bidding (Law of the Republic of Karelia No. 1921-ZRK dated July 16, 2015; Law of the Republic of Karelia No. 1687-ZRK dated March 5, 2013);
- preferential rent for land plot use: 0.01% of the land plot cadastral value (Decree of Government of the Republic of Karelia No. 120-P dated April 17, 2014);
- tax incentives: exemption from corporate property tax and reduction of income tax rate (Law of the Republic of Karelia No. 384-ZRK dated December 12, 1999 "On Taxes (Tax Rates) in the Territory of the Republic of Karelia");
- partial compensation to investors for their costs for interest payments on loans in the amount of the key rate established by the Central Bank of the Russian Federation plus 2% (Two percentage points) in connection with credit resources raised;
- security in respect of loan obligations up to 70% of the loan amount;
- assistance in providing loans at the rate of 5% per annum;



- partial compensation for electricity bills;
- subsidies for measures associated with utility connection to the power grid infrastructure;
- subsidies up to 70% of the costs incurred in connection with the purchase of equipment for soft commodities production;
- partial compensation for the costs connected with cadastral work;
- partial compensation (up to 30%) for the purchase of agricultural equipment, including on lease;
- partial compensation (up to 30%) for the establishment and modernization of agricultural facilities;
- "tax holidays". Zero rate for individual entrepreneurs registered for the first time, using a simplified tax system or patent tax system (Law of the Republic of Karelia No. 2148-ZRK dated July 28, 2017 "On Amending the Law of the Republic of Karelia 'On Taxes (Tax Rates) in the Territory of the Republic of Karelia'");
- return of 90% of personal income tax for enterprises in the biopharmaceutical industry.

JSC CORPORATION OF DEVELOPMENT OF THE REPUBLIC OF KARELIA



КОРПОРАЦИЯ
РАЗВИТИЯ
РЕСПУБЛИКИ
КАРЕЛИЯ

Main Tasks

Creation of a favorable investment climate, identification of and support to the region's major and promising growth areas

Assistance and help to investors during the whole process of implementation of their investment projects, irrespective of the proposed investment amount

Attraction of investments in the region and creation of new jobs

- information and reference support;
- consulting on legal, organizational, financial and economic aspects of project implementation in the territory of the region;
- search for possible locations, connection to utility networks, harmonization of the category of land and the type of authorized use, assistance in registration of property relationships;
- optimization of the process of project approval with the public and local executive authorities;
- assistance in obtaining subsidies and funding sources involving regional financial institutions and the banking community.

BUSINESS SUPPORT CENTER

was established to provide favorable conditions for business development in the region, to increase the number of small and medium-sized enterprises (SMEs) and the share of their goods (works, services) in the volume of the gross regional product, as well as to support employment.

What do we do?

- We help start and register one's own business (in the form of an individual entrepreneur or a LLC)
- We define the principal activity (according to OKVED, Russian Classification of Economic Activities)
- We advise on business planning issues
- We select the relevant forms of taxation and tax reporting
- We help with marketing and advertising
- We verify Memorandums and Articles of Association
- We advise on recruitment issues

We advise on business issues, organize educational trainings, programs and seminars




BUSINESS SUPPORT CENTER

is intended to strengthen efforts on establishing strong economic ties with foreign partners and constructive contacts and links between SMEs in Karelia and Russia, as well as on opening new international sales markets.

What do we do?

- We support SMEs during different stages of IMEX activities
- We provide information, consulting and educational support on IMEX-related issues
- We organize participation of SMEs in business missions, exhibitions and fairs in Russia and abroad
- We promote information on export-oriented SMEs
- We raise awareness of businessmen in the region about instruments of support in the sphere of IMEX
- We arrange interaction between SMEs and authorities

We advise and support export-oriented SMEs in Karelia, we help increase the volume of export of products by the enterprises of the Republic



FUND FOR ASSISTANCE TO CREDITING OF SMALL AND MEDIUM ENTERPRISES OF THE REPUBLIC OF KARELIA

Share of the Fund's provision of liabilities of SMEs to financial institutions increased from 50% to 70% of the loan/credit amount, but not more than 25 million rubles

Restrictions to provide a security on the loan term (not more than 5 years), the size and structure of the collateral (if any), and the experience in business activity removed


Amount of the Fund's commission fee set at the rate of 0.75% per annum of the amount of the credit/loan security

The security is provided

in the amount of up to 70% of the value of liabilities to repay the principal debt arising from the credit/loan agreement or the bank guarantee agreement (no more than 25 RUB mln.)



INVESTMENT-DRIVEN DEVELOPMENT



Mining industry

Mechanical engineering

Timber industry

Innovations

Fishing industry

Construction

Pharmaceutical
production

Wild crop
processing

Agricultural sector

Pulp and paper making
industry

Туризм

INDUSTRIAL SITE IN PETROZAVODSK




32 km – the length of water supply and sewage networks (200 mm in diameter).

5 km – the length of electrical grids with 10 kV voltage (maximum power: 15 MW).

6.8 km – the length of gas piping.

Near Pryazhinskoye Highway (32 ha).

The category of lands: lands of inhabited localities.
Type of authorized use of the land plots: management of industrial production of III-V hazard class.



INDUSTRIAL PARK IN THE TERRITORY OF NADVOISKY URBAN SETTLEMENT

Government of the Republic of
Karelia
and
NPO Monotowns Development
Fund
Project life:
2016-2017

Total area: **17.4 ha**

Park type: Greenfield

Specialization: universal



Project cost: **269.6 RUB** bn
(essential
facilities)

The industrial park is situated
within the boundaries of an
inhabited locality.

Distance to the railway station:
0.5 km

Distance to the airport:
280 km



INFORMATION AND SUPPORT

Ministry of Economic Development and Industry of the Republic of Karelia

2, Andropova St., Petrozavodsk, Republic of Karelia
185028

E-mail: economy@karelia.ru

Web: economy.karelia.ru

JSC Corporation of Development of the Republic of Karelia

11, Gyullinga Emb., Business Incubator, Office 19,
Petrozavodsk, Republic of Karelia
Telephone/fax: 8 (8142) 44-54-00

E-mail: economy@karelia.ru

Public reception office of the Business Rights Commissioner of the Republic of Karelia

11, Gyullinga Emb., Room 1, Petrozavodsk, Republic of Karelia

Telephones: 8 (8142) 67-20-53, 78-08-37

E-mail: ombudsmanbiz@gov.karelia.ru

Fund for Assistance to Crediting of Small Medium Enterprises of the Republic of Karelia (microcredit company)

11, Gyullinga Emb., Office 11, Office 18, Petrozavodsk, Republic of Karelia

Telephones: 8 (8142) 67-20-61; 67-20-51

E-mail: fsk.karelia@yandex.ru

Business Incubator of the Republic of Karelia

11, Gyullinga Emb., Petrozavodsk, Republic of Karelia

Telephone: 8 (8142) 67-20-31 E-mail: info@binrk.ru

Web: binrk.ru

Guarantee Fund of the Republic of Karelia (Surety Fund)

11, Gyullinga Emb., Office 17, Petrozavodsk, Republic of Karelia

Telephone: 8 (8142) 67-20-61

E-mail: gar.fond@yandex.ru

Web: garfond.karelia.ru

Regional Center for Coordination of Support for Export-Oriented Small and Medium Enterprises

11, Gyullinga Emb., 2nd Floor, Petrozavodsk, Republic of Karelia

Telephone: 8 (8142) 44-54-00

E-mail: export@kr-rk.ru

Web: export10.ru

Investment Portal of the Republic of Karelia

Web: kareliainvest.ru

