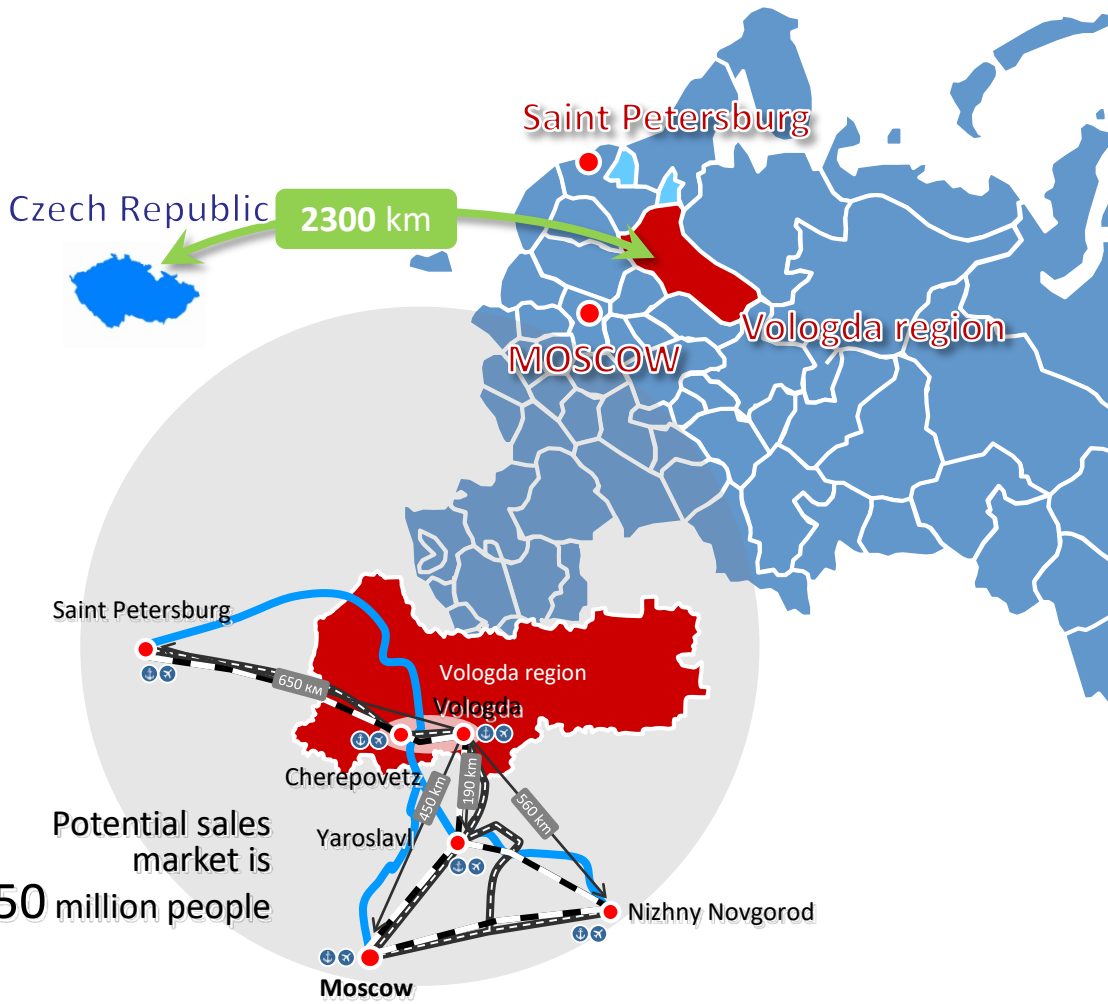




VOLOGDA REGION

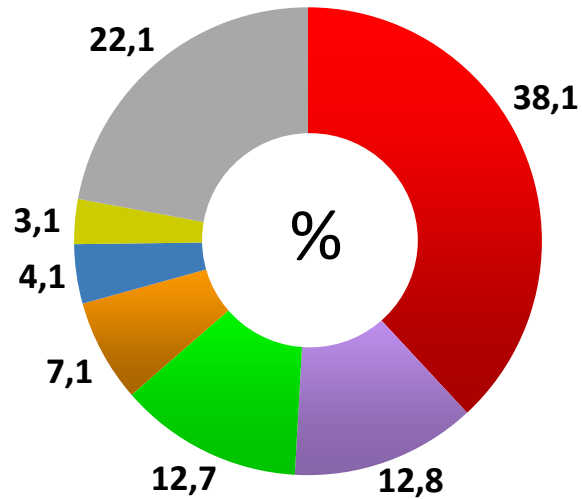


GEOGRAPHICAL LOCATION



- Every 6th ton of rolled ferrous metal products
- Every 6th ton of Russian steel
- Every 7th ton of mineral fertilizers
- Every 3rd Russian bearing
- Every 10th cubic metre of wood
- Every 11th cubic metre of plywood
- 4th place in milk production (per capita)
- 18th place in industrial production (per capita)

VOLOGDA REGION GROSS REGIONAL PRODUCT STRUCTURE (estimated)



- Manufacturing
- Wholesale and retail
- Transportation and handling
- Construction
- Agriculture, forestry, hunting, fisheries and aquaculture sectors
- Electric power, gas and steam supply
- Other

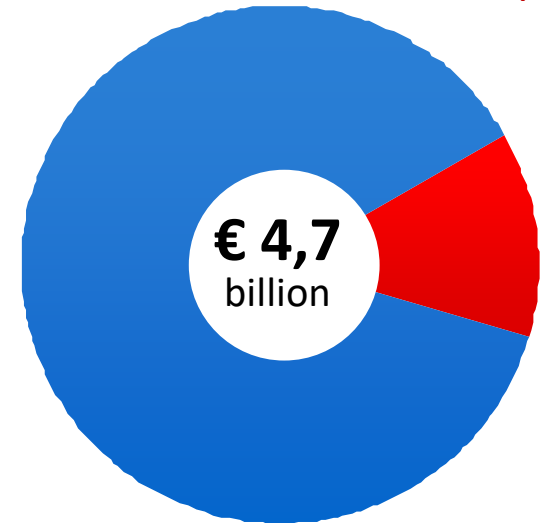


We cooperate with more than **100** countries of the world

VOLOGDA REGION FOREIGN TRADE TURNOVER IN 2018

4,1
Export

0,6
Import



METALLURGY

**CHEMICAL
MANUFACTURE**

**REGIONAL
ECONOMY
PRIORITY
DIRECTIONS**

**MECHANICAL
ENGINEERING**

WOOD INDUSTRY

AGROFOOD INDUSTRY





METALLURGY

€ 1.1 billion

INVESTMENT VOLUME
2014–2018

Every 6th ton of

RUSSIAN ROLLED METAL PRODUCTS

Every 6th ton of

RUSSIAN CAST IRON

SMS group

SIEMENS



AIR LIQUIDE

Projects

- Construction of the third plating complex
- Technical re-equipment of the blast furnace №5
- Technical re-equipment of the coke battery №4

Industrial park
"SHEKSNA"

"Severstal" is the company with the highest profitability in ferrous metallurgy in Russia



CHEMICAL MANUFACTURE

€ 1.3 billion

INVESTMENT VOLUME
2014–2018

Every 7th ton of

RUSSIAN MINERAL FERTILIZERS

 **MITSUBISHI**
HEAVY INDUSTRIES, LTD.

 **RENAISSANCE**
CONSTRUCTION

Projects

- Production of NPK fertilizers
- Production of ammonia sulfate
- Construction of a new sulphuric acid production unit



JSC "Apatit" is the largest exporter of phosphorus containing fertilizers in Russia



WOOD INDUSTRY



DIEFFENBACHER



Metsä



СВЕЗА

Every 10th m³

of wood

Every 11th m³

of plywood

Every 15th m³

of sawn-timber

29.7
million m³
ESTIMATED
WOOD
CUTTING AREA

3rd place

in forest quality
management

Industrial park "SOKOL"

International exhibition
"RUSSIAN WOOD"

Vologda region is a leader in number of implemented priority investment projects in forest exploitation





AGROFOOD INDUSTRY



€ 0.4 billion

VOLUME OF AGRICULTURAL PRODUCTS MANUFACTURING

0.5 million tons

MILK PRODUCTION

4th place in Russia

MILK PRODUCTION PER CAPITA

300 thousand ha

AVAILABLE FARM FIELDS

3500 types of regional products are marked by trademark "Original Vologda product"



MECHANICAL ENGINEERING



 **Shvabe**


BOM3

EVERY 3rd RUSSIAN BEARING IS PRODUCED IN THE VOLOGDA REGION



 **Vologda machines**



EVERY 4th SMALL TRACTOR IS PRODUCED IN THE VOLOGDA REGION


 **BELARUS**
MINSK TRACTOR WORKS

VOLOGDA REGION INDUSTRIAL PARKS



Industrial park
"SHEKSNA"


 Metal working


 Production of construction materials


 Biotechnologies




Industrial park
"SOKOL"

 Wood working


 Construction industry

 Production of soft roofing insulation


 Production of furniture and accessorize




Industrial parks
"VOLOGDA-VOSTOK"
"VOLOGDA-ZAPAD"
"VOLOGDA-SEVER"


 Wood working

 Metal working


 Food industry




Industrial park
"CHEREPOVETS"

 Production of modern materials

 Metal working

 Production of machine construction products

 Wood working

VOLOGDA REGION INVESTMENT CLIMATE





The city of Cherepovets has been awarded the status of Priority Social and Economic Development Area

RF Government Decree as of 7.08.2017 №939

PRIORITY SOCIAL AND ECONOMIC DEVELOPMENT AREA –

is the territory of the RF entity with a special legal order of entrepreneurship and other activity.

The area is established for the period of **10 years**

TAX PRIVILEGES FOR THE AREA RESIDENTS:

Type of tax	Ordinary rate	Rate for the residents of the area	
Profit tax	20%	0%	1 st –5 th year
		10%	6 th –10 th year
Property tax (regional budget)	2,2%	0%	1 st –10 th year
Land tax (local budget)	1,5%	0%	1 st –10 th year
Assignments to non-budgetary funds	30%	7,6%*	1 st –10 th year

Key demands for the projects

RESIDENT'S CAPITAL INVESTMENTS

≥ **68** Thd. € (5 mln. RUB) during the first year

≥ **272** Thd. € (20 mln. RUB) during the whole period of the project implementation

PERMANENT JOBS CREATION

≥ **20** during the first year

FOREIGN LABOUR POWER INTAKE

≤ **25%** from the total number of workers

CORRESPONDANCE TO TYPES OF ECONOMIC ACTIVITY

Indicated in RF Government Decree as of 7.08.2017 №939

PARTICIPANTS OF THE PROJECT «DEVELOPMENT SYNERGY»

9
big regional
companies

Logos included: Severstal, ФОСАГРО ЧЕРЕПОВЕЦ, МРСК Северо-Запада, ФЭСКО Спичечная фабрика, ГОГК-2, Северсталь-метиз, ВМЗ.

156
small and medium
enterprises

ИП

big Russian
companies

Logos included: ГАЗПРОМ НЕФТЬ, СИЛОВЫЕ МАШИНЫ, СИСТЕМА, СВЕТ, РОСКОСМОС, ООК ОБЪЕДИНЕННАЯ СУДОСТРОИТЕЛЬНАЯ КОРПОРАЦИЯ, САТУРН, МОСКОВСКИЙ МЕТРОПОЛИТЕН, МЕТРО.

VOLOGDA REGION BUSINESS ACTIVITY



St. Petersburg International
Economic Forum

June 6-8 2019, St. Petersburg




International agricultural exhibition and
trade fair "AGRORUS"

August 17-25 2019, St. Petersburg



Russian Agricultural Exhibition "Golden
Autumn"

October 2019, Moscow



IV International Council for Cooperation

October 31 2019, Vologda



III all-Russian forum "Vologda - dairy
capital of Russia"

December 2019, Vologda



XXIV International exhibition "Russian
Wood"

December 2019, Vologda



III The International Industrial Forum

December 2019, Cherepovets



Russian investment forum

February 2020, Sochi



XIII St. Petersburg small and medium
enterprises partneriat

March 2020, St. Petersburg



V Investment Forum of Vologda region

November 2019, Vologda region

